

SPECIFICATIONS

MAXIMUM SIZE	28 ft. wide, 12 ft. high, 250 sq. ft. - consult factory for larger sizes
CURTAIN	Interlocking 14 gauge (.070") extruded aluminum Type S2 flat slats
BOTTOM BAR	Rectangular aluminum extrusion
GUIDES	Aluminum extrusions with HDPE wear strips bolted together and to wall with 3/8" fasteners 24" apart, field adjustable lock bar heights (closures over 25' wide, 200 sq. ft. have steel wall angles)
BARREL	6 5/8" min. steel pipe and solid steel shaft with sealed bearing and torsion spring(s) designed for 10,000 operating cycles
BRACKETS	3/16" min. steel plates with sealed bearing on operator side and external tension adjustment wheel
HOOD	<i>NOT STANDARD</i> (available as an option)
OPERATION	Push-up to 14 ft. wide, 10 ft. high, 120 sq. ft.; chain, crank or motor operation on larger sizes
LOCKS	Single cylinder or guarded thumb-turn on coil side and opposite coil side of bottom bar to activate double throw-bolt lock
FINISH	Clear anodized aluminum curtain, bottom bar and guides; shop painted black primer on brackets and steel wall angles
WARRANTY	One year limited warranty (excluding finish)

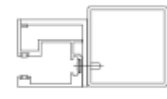
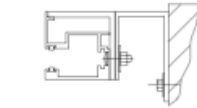
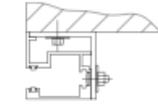
COMMON OPTIONS



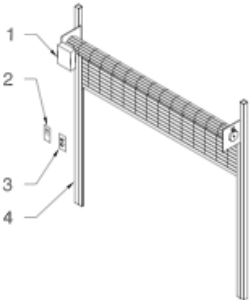
CURTAIN & BOTTOM BAR DETAILS



GUIDE DETAILS

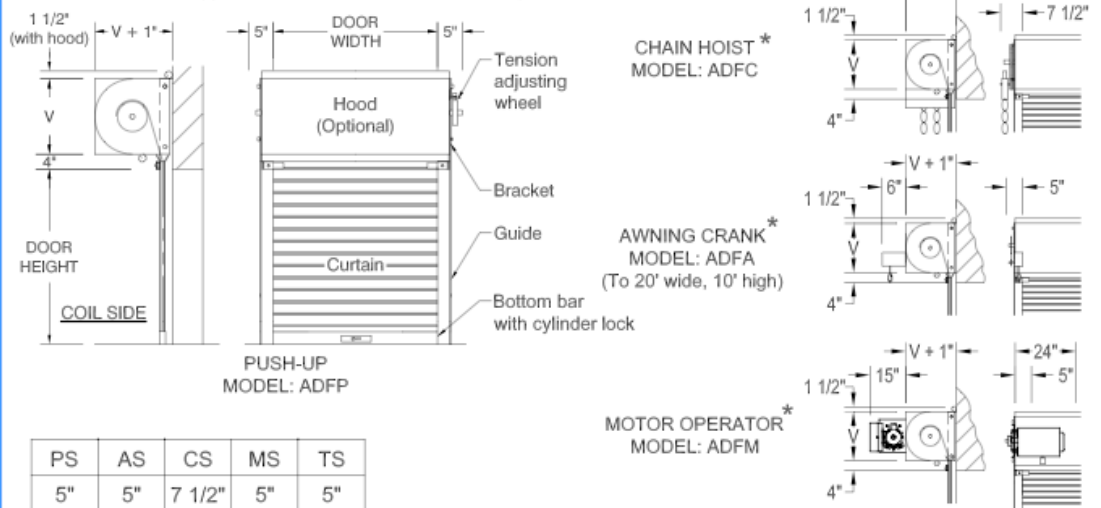


MALL PACKAGE



1. Motor operator with lock sensor
2. Emergency egress handle
3. Two flush mounted keystations
4. Steel tube supports

CLEARANCES (typical face mount closure shown)



PS	AS	CS	MS	TS
5"	5"	7 1/2"	5"	5"

"V" for doors to 7 ft. high is 12"
 "V" for doors over 7 ft. high is 15"

NOTES:

1. Add 1/2" to dimensions for face mount closures on masonry jambs
2. Add 3/4" to dimensions for between jamb mount closures over 25' wide, 200 sq. ft.

GENERAL NOTES:

Clearances are based upon standard construction. Reduced clearances and larger sizes may be available. Some options may require additional clearance. Shop drawings for specific applications are available. Consult factory for any information not shown.

* Available as an option

OTHER OPTIONS

- Sloping or irregular shaped bottom bars
- Bronze or Colored anodized finish
- Powder coat finish



903 Jan Mar Court, Minneola, FL 34715
Toll Free 1(800) 357-DOOR (3667)
 www.commercialdoorsdirect.com