








**SPECIFICATIONS**

UL File No. R2820 • CSFM Listing No. 3515-1587:100 • FM Approved

- MAXIMUM SIZE** 60 ft. wide, 50 ft. high, 1320 sq. ft.
- CLASSIFICATION** Underwriters Laboratories Classified (UL) and Certified for Canada (c-UL), California State Fire Marshal Listed (CSFM)
- LABEL** UL/c-UL Fire Door Label to 12 ft. wide, 12 ft. high, 120 sq. ft., UL/c-UL Oversize Door Label on larger sizes
- RATING** Fire rated up to 3 hours on interior or exterior masonry or non-masonry walls
- CURTAIN** Interlocking 22 gauge min. galvanized steel Type 'A' curved or Type 'T' flat slats with endlocks riveted to alternate slats
- BOTTOM BAR** Two 2" x 2" x 1/8" min. steel angles
- GUIDES** Formed 11 gauge min. steel U-channel guides (3/16" min. steel angle guides on doors over 24 ft. wide) and 3/16" min. steel wall angles bolted together and to wall with 3/8" min. fasteners no more than 24" apart
- BARREL** 6 5/8" min. steel pipe and solid steel shaft with sealed precision bearing and torsion spring(s) designed for 20,000 operating cycles
- BRACKETS** 3/16" min. steel plates with sealed precision bearing on operator side and external tension adjustment wheel
- HOOD** 24 gauge min. galvanized steel
- OPERATION** Push-up to 8 ft. wide and 8 ft. high, "Easy-Reset" chain operator on larger doors to 24 ft. wide, 20 ft. high, 350 sq. ft., "Easy-Reset" motor operator on doors exceeding limits of chain operator *NOTE: "Easy-Reset" chain, crank and motor operators have an internal release and governor with an average closing speed of 9" to 12" per second and eliminate the need for traditional mechanical reset*
- RELEASE LOCKS** Fusible link activated single-side release, governor controlled descent with average closing speed between 6" and 24" per second
- FINISH** Slide locks on coil side of bottom bar  
Baked-on primer and top coat on slats and hood - tan opposite coil side/off-white coil side, or grey both sides - shop painted  
black primer on bottom bar, guides and brackets
- WARRANTY** Two year limited warranty (excluding finish)

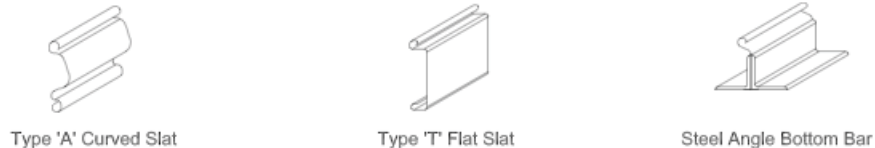
**COMMON OPTIONS**

-  S-label for air-leakage rated "smoke" doors
-  FM Approval on doors fire rated up to 4 hours
-  Vision windows
-  Keyed handle release (for chain & crank operator)
-  Flame baffle
-  "Easy-Reset PLUS" "Auto-Reset", "Auto-Reset PLUS" and failsafe time delay releases
-  Audible, visible and voice warning devices

**OTHER OPTIONS**

- Designs for up to 100,000 operating cycles
- Stainless steel doors (to 36 ft. wide)
- Heavier gauge slats
- UL-listed brush seals (included with S-label)
- Sloping or irregular shaped bottom bars
- Galvanized or powder coat finishes

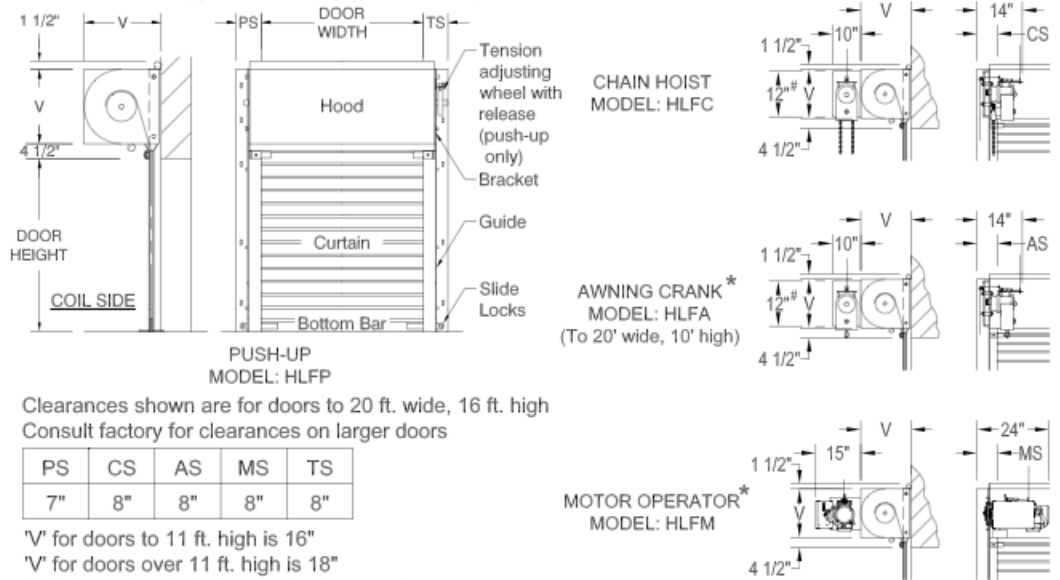
**CURTAIN & BOTTOM BAR DETAILS**



**GUIDE DETAILS**



**CLEARANCES (typical face mount door shown)**



**GENERAL NOTES:**

Clearances are based upon standard door construction. Reduced clearances may be available. Some options may require additional clearance. Shop drawings for specific applications are available. Consult factory for any information not shown.

\* Available as an option # Add 2" for "Easy-Reset PLUS" or "Auto-Reset"



903 Jan Mar Court, Minneola, FL 34715  
Toll Free 1(800) 357-DOOR (3667)  
www.commercialdoorsdirect.com