








SPECIFICATIONS

UL File No. R2820 • CSFM Listing No. 3515-1587:100 • FM Approved

- MAXIMUM SIZE** 14 ft. wide, 14 ft. high
- CLASSIFICATION** Underwriters Laboratories Classified (UL) and Certified for Canada (c-UL), California State Fire Marshal Listed (CSFM)
- LABEL** UL/c-UL Fire Door Label to 12 ft. wide, 12 ft. high, 120 sq. ft., UL/c-UL Oversize Door Label on larger sizes
- RATING** Fire rated up to 3 hours on interior or exterior masonry or non-masonry walls
- CURTAIN** Interlocking 22 gauge galvanized steel Type 'C' curved slats with endlocks riveted to alternate slats
- BOTTOM BAR** Two 1/8" steel angles min.
- GUIDES** Formed 12 gauge steel U-channel guides and 3/16" steel wall angles bolted together and to wall with 3/8" fasteners 24" apart
- BARREL** 4 1/2" min. steel pipe and solid steel shaft with sealed bearing and torsion spring(s) designed for 10,000 operating cycles
- BRACKETS** 3/16" min. steel plates with sealed bearing on operator side and external tension adjustment wheel
- HOOD** 24 gauge galvanized steel
- OPERATION** Push-up to 10 ft. wide and 8 ft. high, "Easy-Reset" chain operator on larger doors *NOTE: "Easy-Reset" chain, crank and motor operators have an internal release and governor with an average closing speed of 9" to 12" per second and eliminate the need for traditional mechanical reset.*
- RELEASE** Fusible link activated single-side release, governor controlled descent with average closing speed between 6" and 24" per second
- LOCKS** Slide locks on coil side of bottom bar
- FINISH** Baked-on primer and top coat on slats and hood - tan opposite coil side/off-white coil side, or grey both sides - shop painted black primer on bottom bar, guides and brackets
- WARRANTY** One year limited warranty (excluding finish)

COMMON OPTIONS

-  S-label for air-leakage rated "smoke" doors
-  FM Approval on doors fire rated up to 4 hours
-  Vision windows
-  Keyed handle release (for chain & crank operator)
-  Flame baffle
-  "Easy-Reset PLUS" "Auto-Reset", "Auto-Reset PLUS" and failsafe time delay releases
-  Audible, visible and voice warning devices

OTHER OPTIONS

- Heavier gauge slats
- UL listed brush seals (included with S-label)
- Sloping or irregular shaped bottom bars
- Galvanized or powder coat finishes

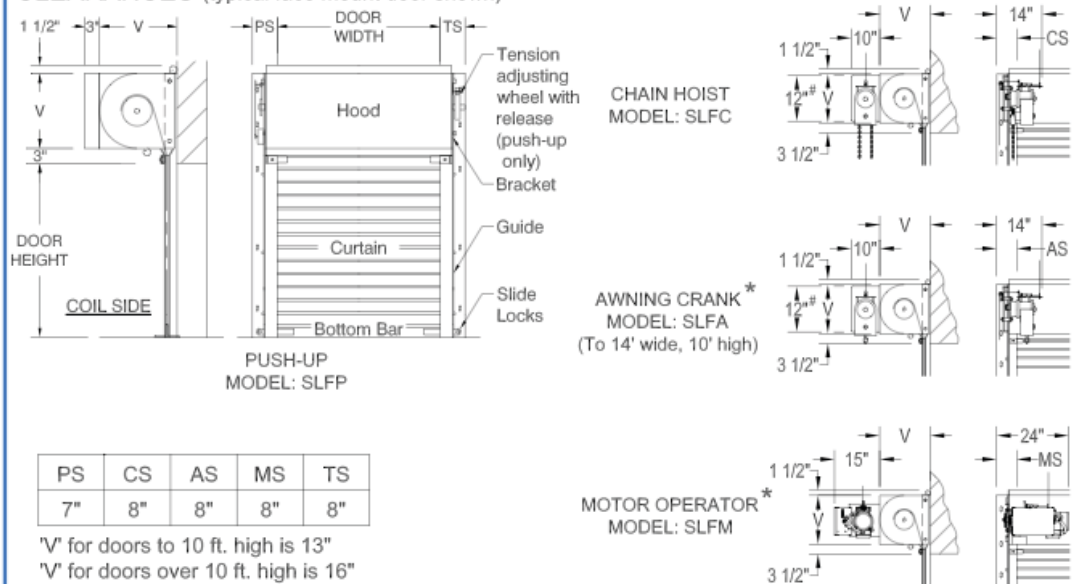
CURTAIN & BOTTOM BAR DETAILS



GUIDE DETAILS



CLEARANCES (typical face mount door shown)



GENERAL NOTES:

Clearances are based upon standard door construction. Reduced clearances may be available. Some options may require additional clearance. Shop drawings for specific applications are available. Consult factory for any information not shown.

* Available as an option # Add 2" for "Easy-Reset PLUS" or "Auto-Reset"



903 Jan Mar Court, Minneola, FL 34715
Toll Free 1(800) 357-DOOR (3667)
 www.commercialdoorsdirect.com