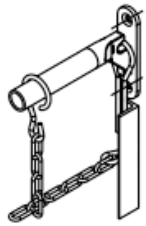


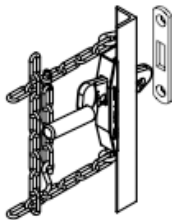
SPECIFICATIONS

<b>MAXIMUM SIZE</b>	99 in. wide, 115 in. high
<b>MOUNTING</b>	Face mount (above the header) or between-jamb mount (below the header)
<b>GATE BODY</b>	Square pattern from vertical and horizontal rows of 2/0 link chain, 3/16" thick, on 7" centers (bottom 3 horizontal rows are on 4" vertical centers); body is attached to lead and rear bars with steel rivet hooks; top of gate is fitted with top rings
<b>LEAD &amp; REAR BARS</b>	3/16" steel angles
<b>TOP BAR</b>	1 5/16" OD steel tube fitted over cast ductile iron mounting bracket
<b>TOP RINGS</b>	Specially formed steel rings attached to top of gate body and lead bar to slide along top bar
<b>OPERATION</b>	Single slide - stack left side / latch right side
<b>LOCKING</b>	Cast ductile iron housing on lead bar with integral self-latching handle suitable for padlocking
<b>FINISH</b>	Zinc plated gate body with silver color prime paint finish on other steel and iron parts
<b>WARRANTY</b>	One year limited warranty (excluding finish)

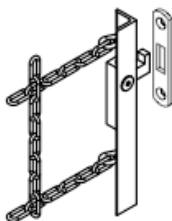
FEATURES



Cast Ductile Iron Mounting Bracket



Self Latching Locking Device

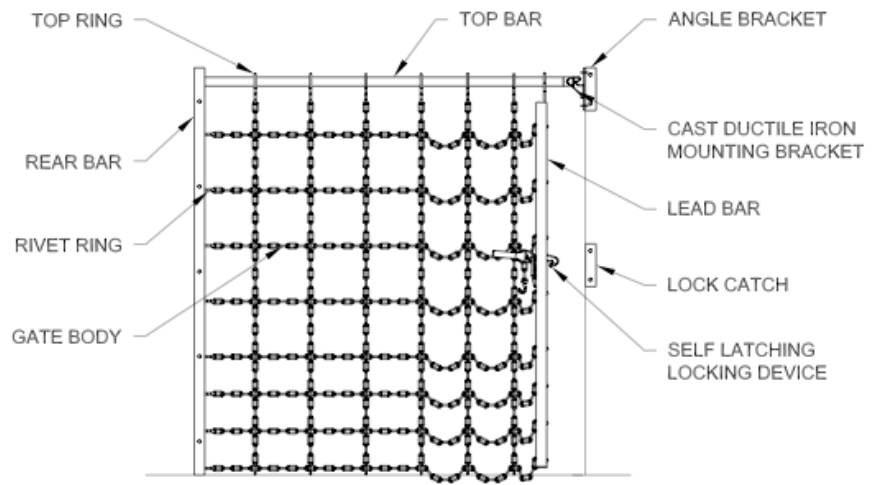


Cylinder Locking Device (Optional)

OPTIONS

- Tighter Pattern Spacing
- Powder Coat Finish hardware
- Galvanized Finish Hardware
- Transparent or Color PVC Curtain Liner

GATE DETAILS

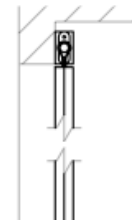


Single Gate (Left Stack Shown, Right Stack Opposite)

MOUNTING DETAILS



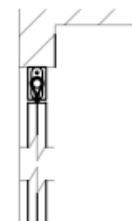
VW-0700A Face Mount (Above Header)



Section



VW-0700 Between-Jamb Mount (Below Header)



Section



903 Jan Mar Court, Minneola, FL 34715  
**Toll Free 1(800) 357-DOOR (3667)**  
[www.commercialdoorsdirect.com](http://www.commercialdoorsdirect.com)

© 2012 Commercial Doors Direct.

Commercial Doors Direct.. reserves the right to change specifications without notice. Refer to Standard Specifications sheet